

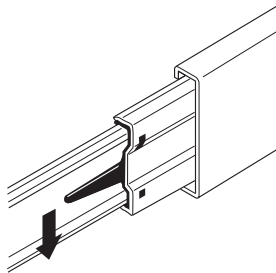
→ Rail width 46 mm

Full extension

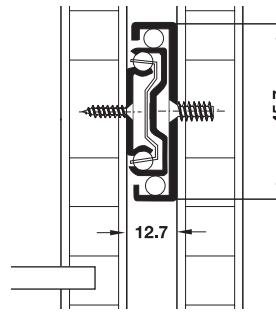
Load bearing capacity up to 30 kg



- Material: Steel
- Version: Can be disengaged using release lever, with stay-closed feature for holding in closed position
- Installation: For screw fixing, side mounted

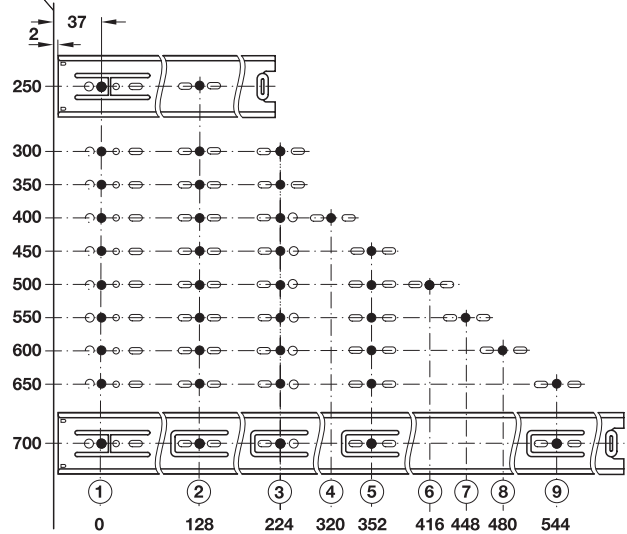


Installation



Drilling pattern

Cabinet front edge



Installation length L mm	Extension length AL mm	Black Galvanized	Light Galvanized
250	250	422.25.267	422.25.258
300	300	422.25.310	422.25.301
350	350	422.25.365	422.25.356
400	400	422.25.418	422.25.409
450	450	422.25.463	422.25.454
500	500	422.25.516	422.25.507
550	550	422.25.561	422.25.552
600	600	422.25.614	422.25.605
650	650	422.25.669	422.25.650
700	700	422.25.712	422.25.703

Packing: 5 pairs

Information

► FF 7.7

DGH-M-INT 2008, HDE-en, 09/08; Dimensional data not binding. We reserve the right to alter specifications without notice.